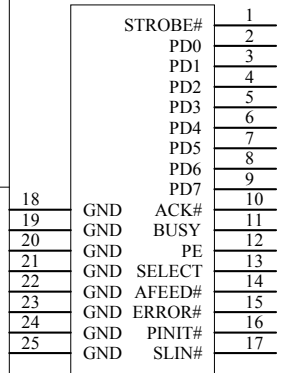
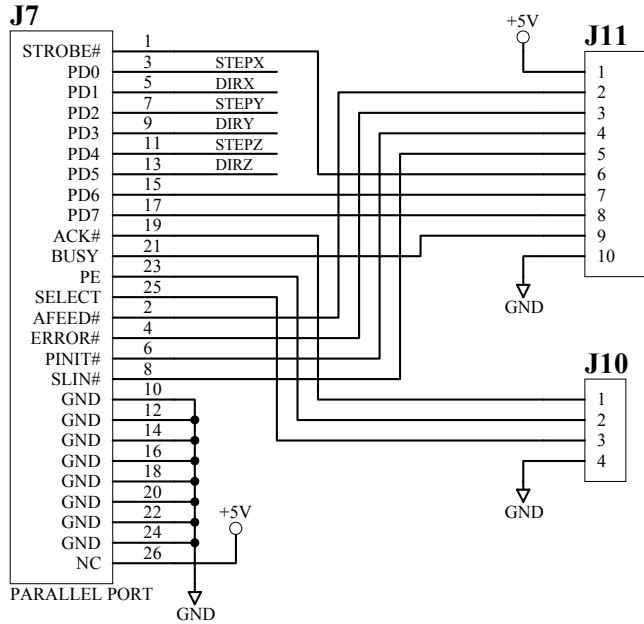


### DB25 Equivalent

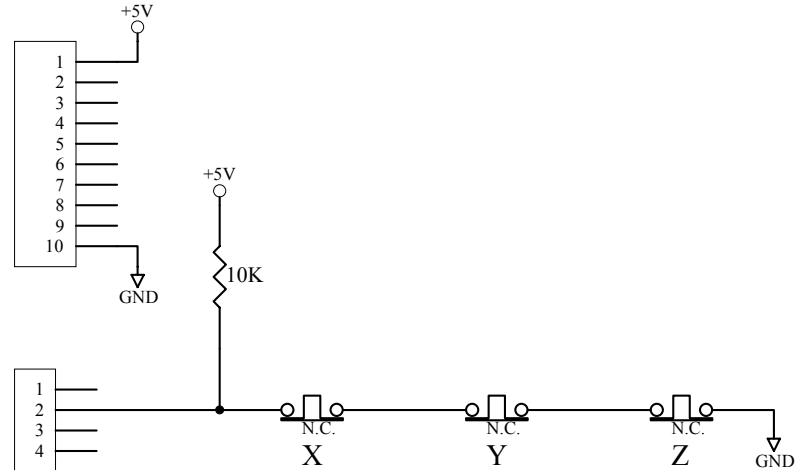


### IDC26 Connector



### Xylotex 3 Axis Board

### 10 Pin Housing Molex# 22-01-2107



### 4 Pin Housing Molex# 22-01-2047

crimp terminals are Molex# 08-50-0114

User Supplied Connectors, Switches, etc.

In this example the three switches are wired in series. The software can't tell which axis caused the switch to open unless only a single axis was active at the time the input was triggered.

The circuit can be duplicated to allow a PLUS and a MINUS limit switch setup.

Title		
Size	Number	Revision
A		
Date:	6-Mar-2003	Sheet of
File:	C:\Designs\3977.ddb	Drawn By: